

DG-Steel

Stainless steel pumps
with vortex impeller

All product images are indicative only



General characteristics

set-back vortex impeller	
motor power	0,37 ÷ 0,75 kW
poles	2
discharge	GAS 1¼"-1½" Vertical
free passage	max 40 mm
max flow rate	6.3 l/s
max head	10.0 m

Electromechanical assembly

Electromechanical assembly in AISI 304 chrome-nickel steel, for submerged operation, fitted with 2 (two) opposing mechanical seals in silicon carbide and alumina graphite in oil sump with food-grade oil lubrication, and V-ring in direct contact with the liquid. Structure in chrome-nickel AISI 304 steel.

Applications

For clean or slightly dirty water, containing solids up to 40 mm grain size. For sewerage plants, livestock farms, car washes, hydro-sanitary applications.

Construction materials


Case	Chrome-nickel steel AISI 304
Impeller	Chrome-nickel steel AISI 304
Nuts and bolts	Stainless steel - Class A2-70
Standard gasket	Rubber - NBR
Shaft	Steel - AISI 431
Set of standard mechanical seals	Three mechanical seals; double seal (SiC-Al) in oil sump with food-grade oil lubrication, one V-ring in direct contact with the liquid

Operating limits

Maximum operating temperature	40°C (90°C max 3 min)
PH of treated fluid	6 ÷ 14
Viscosity of treated fluid	1 mm ² /s
Maximum immersion depth	10 m
Density of treated fluid	1 Kg/dm ³
Maximum acoustic pressure	<70 dB
max starts per hour	30



Lifting handle
Chrome-nickel steel AISI 304.



Cooling System
As for the internal recycle pumped liquid system, the motor cooling is guaranteed even if the pump is partially covered by the liquid.



Mechanical seal
Three mechanical seals; double seal (SiC-Al) in oil sump with food-grade oil lubrication, one V-ring in direct contact with the liquid.



Strainer
Chrome-nickel steel AISI 304
Max free passage 40 mm.



Impeller
Chrome-nickel steel AISI 304.



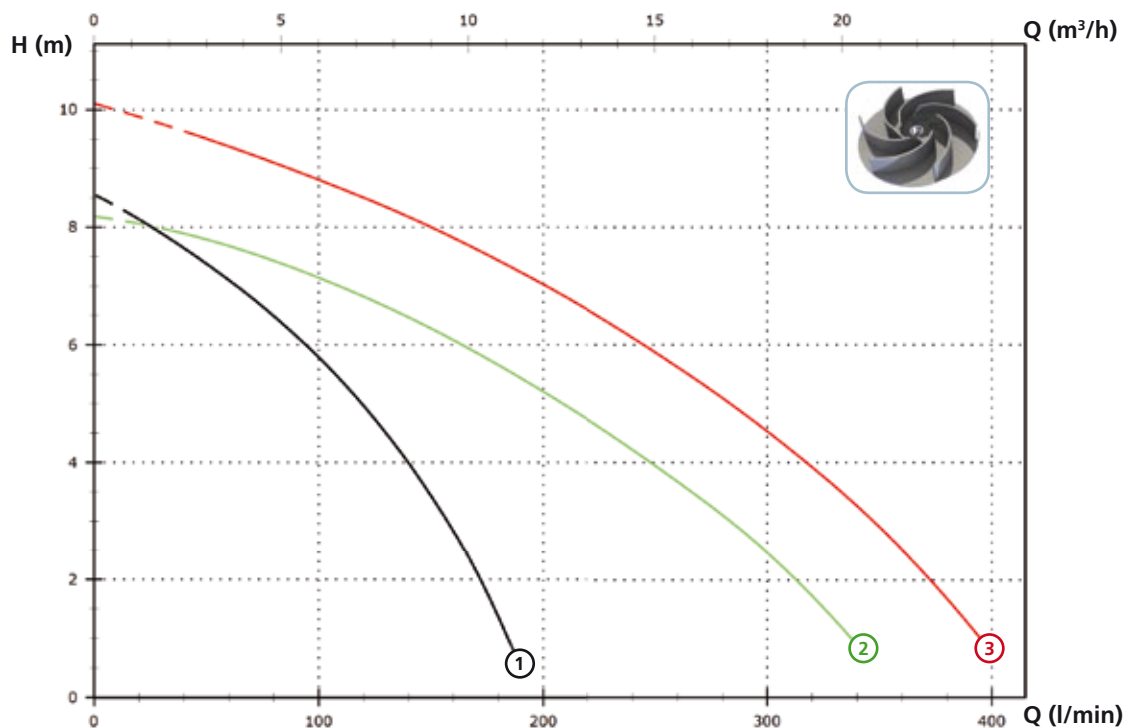
Optional
Vertically sliding level regulator, recommended for installation in small wells.

DG-Steel

Models with vertical GAS 1½"- 1¼" threaded discharge - 2 poles

Performances

	l/s	0	0.5	1.0	1.5	2.0	2.5	3.0	3.5	4.0	4.5	5.0	5.5	6.0
	l/min	0	30	60	90	120	150	180	210	240	270	300	330	360
	m³/h	0	1.8	3.6	5.4	7.2	9.0	10.8	12.7	14.5	16.3	18.1	19.9	21.7
① DG-Steel 37/2 M50		8.7	7.6	7.1	6.1	5.0	3.4	1.3						
② DG-Steel 55/2 M50		8.1	7.8	7.5	7.0	6.6	6.2	5.7	4.8	4.1	3.2	2.3	1.3	
③ DG-Steel 75/2 M(T)50		10.0	9.5	9.2	8.6	8.2	7.8	7.5	6.7	6.0	5.2	4.1	3.2	2.1



Technical data

	V	Phases	P1 (kW)	P2 (kW)	A	Rpm	Ø	Free passage
① DG-Steel 37/2 M50	230	1	-	0.37	3.0	2900	G 1¼"	25 mm
② DG-Steel 55/2 M50	230	1	-	0.55	4.3	2900	G 1½"	40 mm
③ DG-Steel 75/2 M50	230	1	-	0.75	5.6	2900	G 1½"	40 mm

	V	Phases	P1 (kW)	P2 (kW)	A	Rpm	Ø	Free passage
③ DG-Steel 75/2 T50	400	3	-	0.75	2.4	2900	G 1½"	40 mm

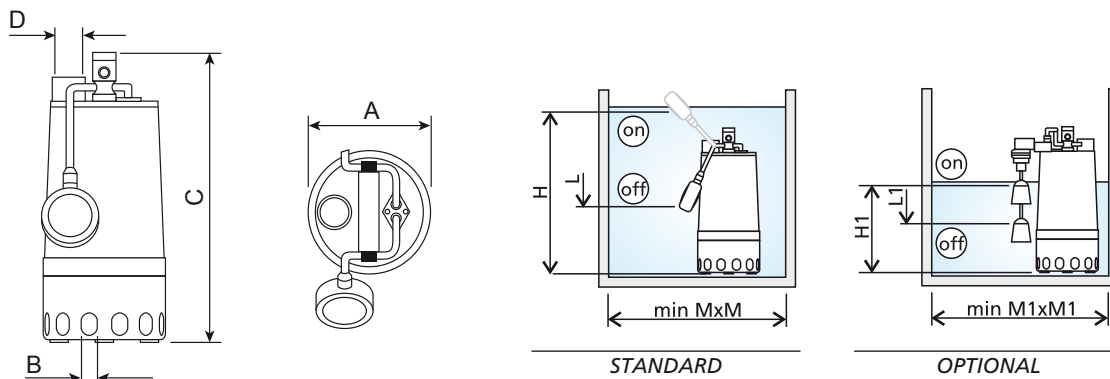
DG-Steel

Versions available

(Key to versions on page 16)

	Electrical variants											Cooling				Mechanical seals				
	N A E	T C	T C D	T C D T	T C D G T	T C G	T C S T	T C S G T	T C W	T S	T R	T R G	N	CC CCE	FT	C G F T	2SIC	SICM	SICAL	2SICAL
DG-Steel 37/2 M50						●			●					●					●	
DG-Steel 55/2 M50						●			●					●					●	
DG-Steel 75/2 M50						●			●					●					●	
DG-Steel 75/2 T50	●											●		●					●	

Overall dimensions and weights



	Ø A	B	C	D	H	L	M	H1	L1	M1	kg
DG-Steel 37/2 M50	170	20	350	G 1¼"	435	195	350	205	115	300	6.6
DG-Steel 55/2 M50	210	40	400	G 1½"	450	200	500	250	140	500	8.1
DG-Steel 75/2 M(T)50	210	40	400	G 1½"	450	200	500	250	140	500	8.9

Dimensions in mm

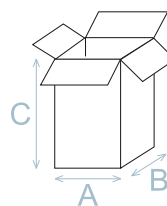
M - M1 Minimum dimensions - 500mm x 500mm Suggested dimensions

Packaging dimension

	A	B	C
DG-Steel 37/2 M50	200	200	400
DG-Steel 55/2 M50	240	250	470
DG-Steel 75/2 M(T)50	240	250	470

Dimension in mm

All weights and dimensions are indicative only



No. pieces per pallet

For DG-Steel 37 models each pallet (EUR 1000x1200 mm) is able to take 90 pieces.

For DG-Steel 55-75 models each pallet (EUR 1000x1200 mm) is able to take 40 pieces.

Installations available

